


ACTION WHOLESALE PRODUCTS

CANTILEVER RACK BRACE SET INSTALLATION GUIDES

Still need help? Give us a call at: 800-966-3999



48"
Wide




4x 2.5" long Screw Bolt, Washer,
Lock Washer & Nut

8x 1.5" long Screw Bolt, Washer,
Lock Washer & Nut


4x 2.5" long Screw Bolt, Washer,
Lock Washer & Nut

8x 1.5" long Screw Bolt, Washer,
Lock Washer & Nut




72"
Wide

96"
Wide



8x 2.5" long Screw Bolt, Washer,
Lock Washer & Nut

8x 1.5" long Screw Bolt, Washer,
Lock Washer & Nut



2.5" long Screw Bolt, Washer,
Lock Washer & Nut



1.5" long Screw Bolt, Washer,
Lock Washer & Nut